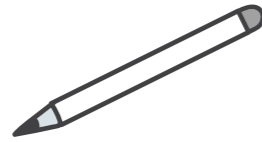


Create your own Space coin



Unscramble the Following:

AGNBLES -

HINCA -

ENKCALEC -

TSELNKA -



Phewww!

You are nearly there!

Let's go to the second floor and look closely at the motifs on a book cover in the **Textile gallery**.



Draw out the motifs (designs and patterns) that you find appealing



Well done! Now head over to the Children's Museum by the gardens outside to continue your journey in space.



Look out for the Moon mascot in the museum

This exhibition will take you on a journey of discovery, from ancient times to the present, to see how connected we are to space and learn about our closest celestial body, the moon.

Aboard the spaceship

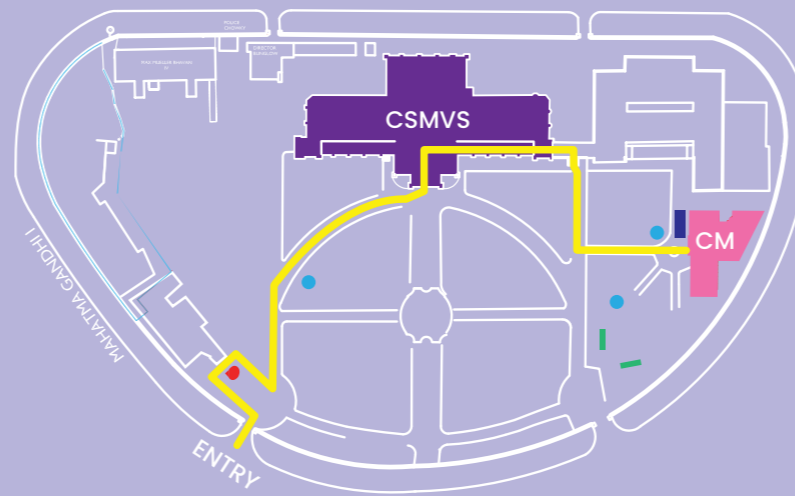
स फ र अं त रा ळा ची

A Moon Adventure

I am Luna the adventurous moon,
Oh! I wish I could play in the afternoon,
Everything's shut at night.
And there is nothing to explore in sight.
I decided to stay awake.
This adventure is going to be a piece of cake.

The day has begun,
Out comes the sun.
When I looked down below,
I could see the dome aglow.

I have arrived on site,
The CSMVS is going to be a delight!
Look at the rocket in front,
Let's together begin this Space Hunt.



Route to CM

- Objects
- Experience centre
- Installations
- Giant story book
- Pathway



The first gallery we will explore,
Has stone sculptures in store.
Look carefully at the sculptures around,
Can you spot Surya the sun god
in human form?

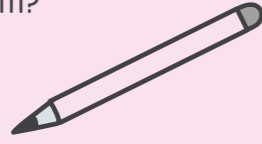
Match the following:

Surya

Pawan

Indra

Agni



Can you spot another artefact, that has 12 different
constellations?

_____ (write the name)



Now go into the gallery right
next door.

Look for the sculpture of Bud-
dha-the Enlightened One.



Take the stairs towards the Ajayabghar gallery

Can you spot the ancient astronomical instruments?
Name them:



What do you think these instruments were used for?

Look out for the Great Emperor Akbar's shield!




Notice the 12 zodiac signs
Wordsearch

S S I G X T B R T D Y Q Y E H
G U F N A O E I L G S S G N K
H N I U I C F Q K S R X M H O
U E R R N M I R K U W J R I F
C U Z A A N E E A I Q C X P H
S I C K P T G G O R I B C P C
O E M Y O L T J E A B Z N C S
A W D V G D H I L U Q M M H C
R R P F K E N B G Q D L I U O
C A I I D B P E V A J K A H R
S Y X E M V G P V X S R A Y P
P G J U S Q T K R A B R S M I
R H Z X Y N R O C I R P A C O
S E C S I P J G L P C P L P X
W C D F J K V I R G O U R B Y



Take the stairs to your right and enter the
Krishna Gallery.
Walk towards the end of the gallery.
You will notice a huge Pichwai painting.

Count the number of times Lord Krishna has
appeared in the painting ____.



Draw the phases of the moon.

Right next to the Krishna Gallery, look for
the Indian Miniature paintings.
Make a note of the different celestial bodies
you see in these paintings.



Watch out for more artefacts in the gallery.



So far so good!!!
Lets head to the **Money and
Jewellery Gallery.**

Its on the first floor too.
Go through the Prints gallery.

Notice the different kinds of coins
and the symbols on them.

Look out for Jewellery in the shape
of the Sun and Moon!

